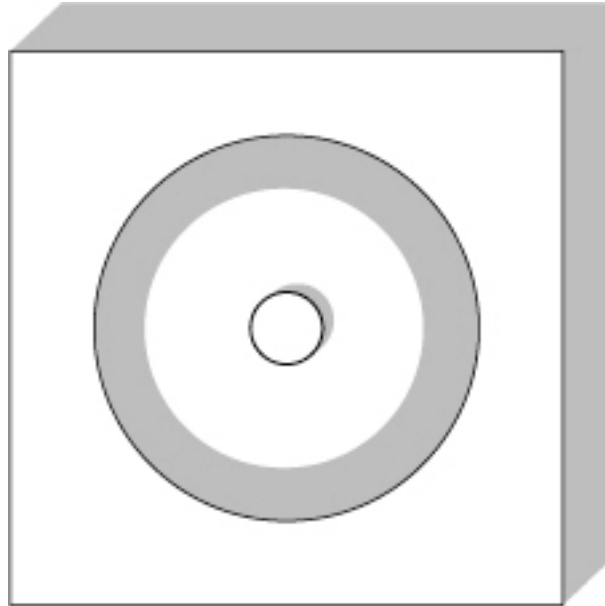


# ALLEN

custom millwork  
A Division of A.W. Allen & Son

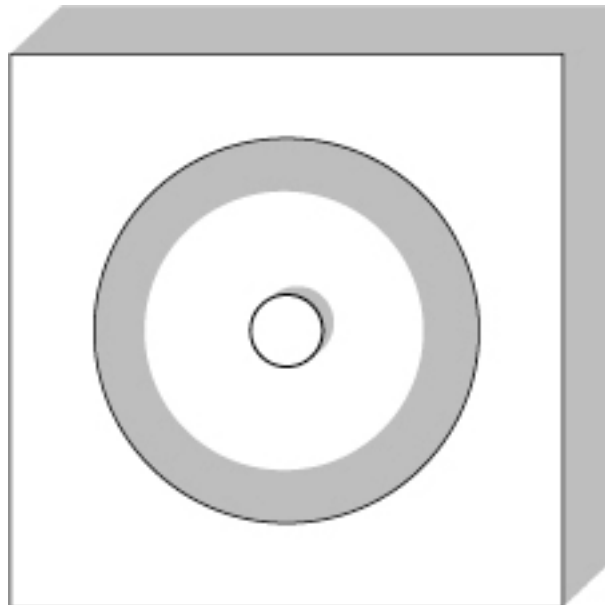
Product #: 500  
Product: Moulding  
Type: Window and  
Category: Door Trim  
Sub-Category: Rosette  
Dimensions: 2 7/8" x 2 7/8"



|      | Rosette         |
|------|-----------------|
| #500 | 2 7/8" x 2 7/8" |
| #700 | 3 7/8" x 3 7/8" |
| #525 | 4 3/4" x 4 3/4" |
| #725 | 5 1/4" x 5 1/4" |
| #750 | 5 1/2" x 5 1/2" |
| #775 | 5 3/4" x 5 3/4" |

[ [more information](#) | [print](#) ]

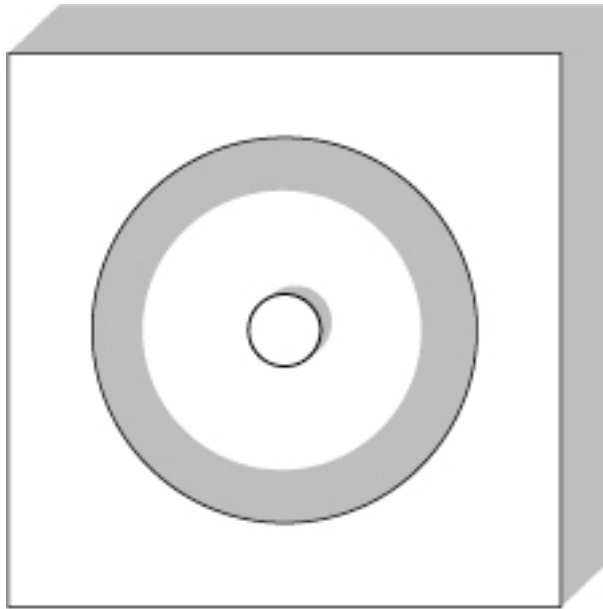
Product #: 525  
Product: Moulding  
Type: Window and  
Category: Door Trim  
Sub-Category: Rosette  
Dimensions: 4 3/4" x 4 3/4"



|      | Rosette         |
|------|-----------------|
| #500 | 2 7/8" x 2 7/8" |
| #700 | 3 7/8" x 3 7/8" |
| #525 | 4 3/4" x 4 3/4" |
| #725 | 5 1/4" x 5 1/4" |
| #750 | 5 1/2" x 5 1/2" |
| #775 | 5 3/4" x 5 3/4" |

[ [more information](#) | [print](#) ]

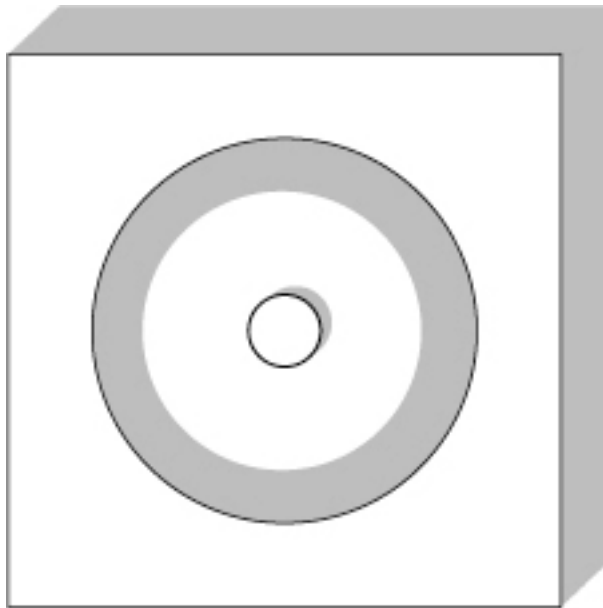
Product #: 700  
Product: Moulding  
Type: Window and  
Category: Door Trim  
Sub-Category: Rosette  
Dimensions: 3 7/8"x3 7/8"



|      | Rosette         |
|------|-----------------|
| #500 | 2 7/8" x 2 7/8" |
| #700 | 3 7/8" x 3 7/8" |
| #525 | 4 3/4" x 4 3/4" |
| #725 | 5 1/4" x 5 1/4" |
| #750 | 5 1/2" x 5 1/2" |
| #775 | 5 3/4" x 5 3/4" |

[ [more information](#) | [print](#) ]

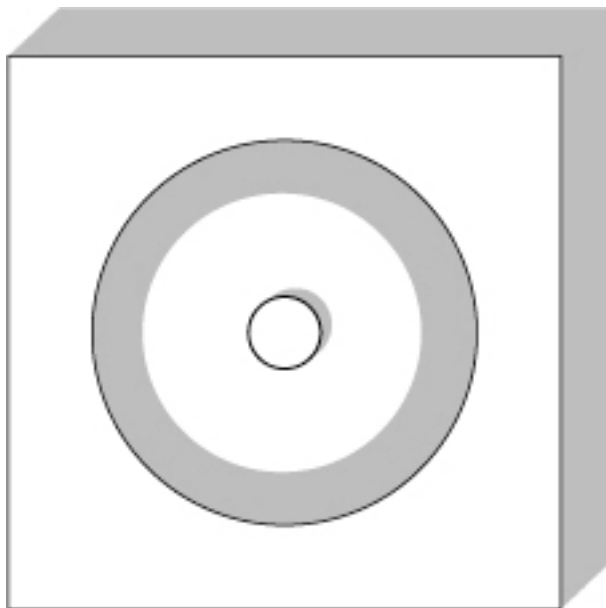
Product #: 725  
Product: Moulding  
Type: Window and  
Category: Door Trim  
Sub-Category: Rosette  
Dimensions: 5 1/4"x5 1/4"



|      | Rosette         |
|------|-----------------|
| #500 | 2 7/8" x 2 7/8" |
| #700 | 3 7/8" x 3 7/8" |
| #525 | 4 3/4" x 4 3/4" |
| #725 | 5 1/4" x 5 1/4" |
| #750 | 5 1/2" x 5 1/2" |
| #775 | 5 3/4" x 5 3/4" |

[ [more information](#) | [print](#) ]

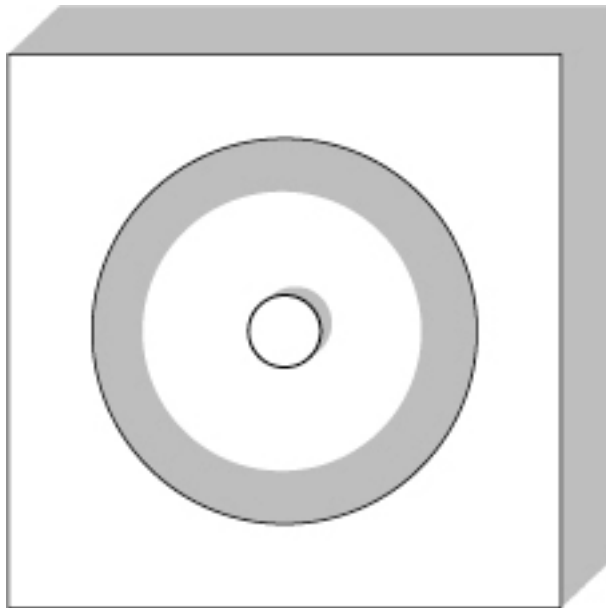
Product #: 750  
Product Moulding  
Type: Window and  
Category: Door Trim  
Sub- Rosette  
Category: 5 1/2"x5 1/2"  
Dimensions:



|      | Rosette         |
|------|-----------------|
| #500 | 2 7/8" x 2 7/8" |
| #700 | 3 7/8" x 3 7/8" |
| #525 | 4 3/4" x 4 3/4" |
| #725 | 5 1/4" x 5 1/4" |
| #750 | 5 1/2" x 5 1/2" |
| #775 | 5 3/4" x 5 3/4" |

[ [more information](#) | [print](#) ]

Product #: 775  
Product Moulding  
Type: Window and  
Category: Door Trim  
Sub- Rosette  
Category: 5 3/4"x5 3/4"  
Dimensions:



|      | Rosette         |
|------|-----------------|
| #500 | 2 7/8" x 2 7/8" |
| #700 | 3 7/8" x 3 7/8" |
| #525 | 4 3/4" x 4 3/4" |
| #725 | 5 1/4" x 5 1/4" |
| #750 | 5 1/2" x 5 1/2" |
| #775 | 5 3/4" x 5 3/4" |

[ [more information](#) | [print](#) ]